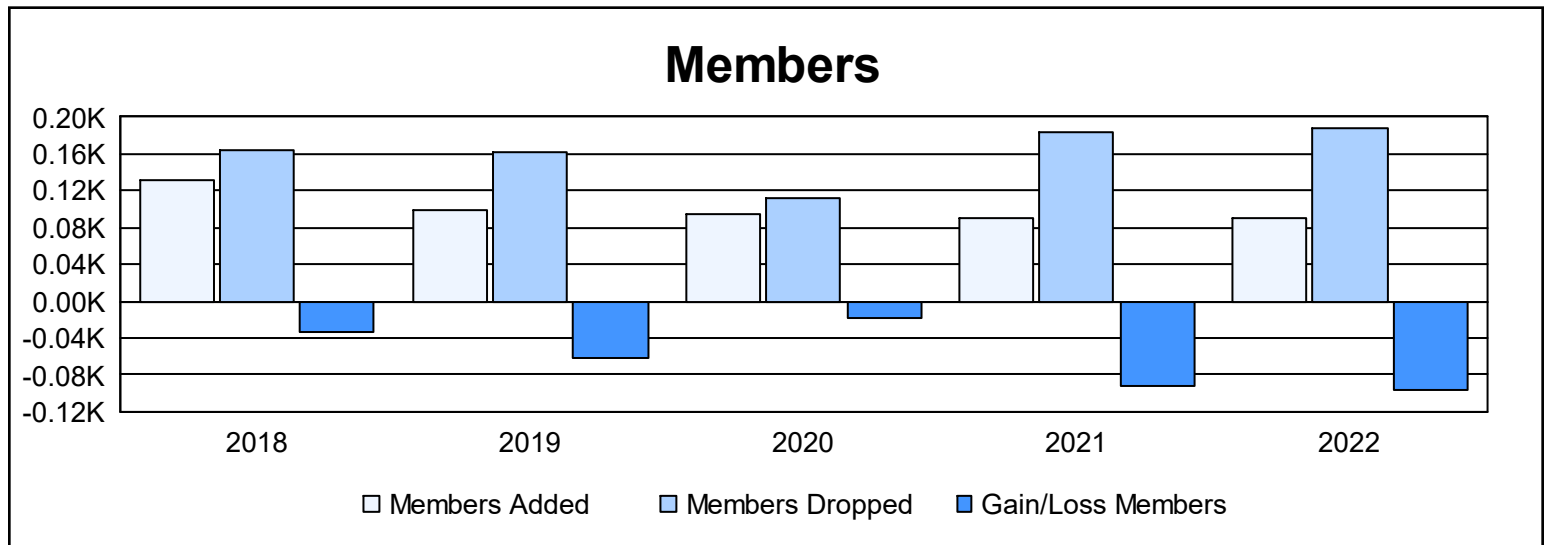
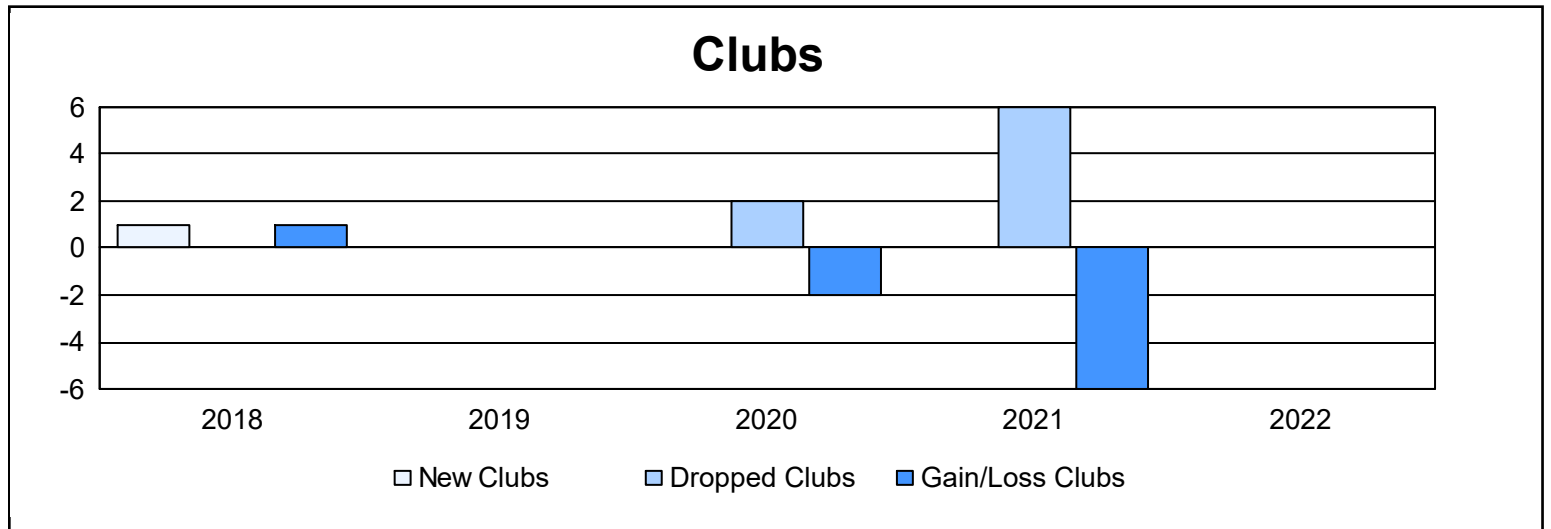
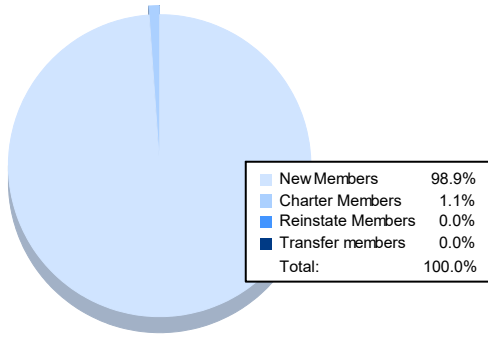


| Year | New Clubs | Dropped Clubs | Gain/ Loss Clubs | New Members | Charter Members | Reinstate Members | Transfer Members | Total Member Added | Total Members Dropped | Gain/ Loss Members |
|----------------|-----------|---------------|------------------|-------------|-----------------|-------------------|------------------|--------------------|-----------------------|--------------------|
| 2017-2018 | 1 | 0 | 1 | 97 | 27 | 3 | 4 | 131 | 165 | -34 |
| 2018-2019 | 0 | 0 | 0 | 94 | 0 | 3 | 3 | 100 | 162 | -62 |
| 2019-2020 | 0 | 2 | -2 | 88 | 0 | 2 | 4 | 94 | 113 | -19 |
| 2020-2021 | 0 | 6 | -6 | 64 | 9 | 1 | 16 | 90 | 183 | -93 |
| 2021-2022 | 0 | 0 | 0 | 89 | 1 | 0 | 0 | 90 | 187 | -97 |
| Average | 0 | 2 | -1 | 86 | 7 | 2 | 5 | 101 | 162 | -61 |



Membership Composition June 2022 Cumulative



Gender Composition June 2022 Cumulative

